



FORM NO.10B
[See rule 17B]

Audit report under section 12A(b) of the Income-tax Act, 1961, in the case of
Charitable or religious trusts or institutions

We have examined the balance sheet of CMR JNANADHARA TRUST, Bangalore as at 31.03.2017 and the Income and Expenditure account for the year ended on that date, which are in agreement with the books of account maintained by the said trust.

We have obtained all the information and explanations, which to the best of our knowledge and belief were necessary for the purposes of the audit. In our opinion, proper books of account have been kept by the office of the above name trust, so far as appears from our examination of the books and proper records, subject to the comments given, in notes to accounts.

In our opinion and the best of our information, and according to information given to us, the said accounts give a true and fair view: -


- i) in the case of the Balance Sheet, of the state of affairs of the above named trust as at 31.03.2017, and
- ii) in the case of the Income & Expenditure Account, of the Excess of Income over Expenditure for the year ended on that date.

The prescribed particulars are annexed hereto.

Place: Bangalore

Date : 30.08.2017

For SUNDARESHA & ASSOCIATES
Chartered Accountants
Firm Registration No.008012S


(C.RAMESH)
Membership No.22268
Partner

CMR INSTITUTE OF TECHNOLOGY
BALANCE SHEET AS AT 31ST MARCH 2017

| Previous Year | Liabilities | Sch No. | Amount Rs. | Previous Year | Assets | Sch No. | Amount Rs. |
|---------------------|-----------------------------|---------|---------------------|---------------------|---|---------|---------------------|
| 34,00,97,706 | <u>CMR JNANADHARA TRUST</u> | 1 | 31,48,76,529 | 34,47,29,066 | <u>FIXED ASSETS</u> | 3 | 31,79,95,869 |
| | | | | | <u>CURRENT ASSET & LOANS & ADVANCES</u> | | |
| | | | | | <u>CURRENT ASSET</u> | | |
| 75,05,106 | <u>CURRENT LIABILITIES</u> | 2 | 71,61,615 | 60,489 | Cash In Hand | | 51,561 |
| | | | | 80,09,798 | Cash At Bank | 4 | 63,55,941 |
| 57,74,040 | Book Draft | | 33,49,423 | 5,77,499 | <u>LOANS & ADVANCES</u> | 5 | 9,84,196 |
| | | | | | | | |
| <u>35,33,76,853</u> | Total | | <u>32,53,87,568</u> | <u>35,33,76,853</u> | Total | | <u>32,53,87,568</u> |

For CMR INSTITUTE OF TECHNOLOGY

Sundaresha
President

Place: Bangalore
Date : 30.08.2017

As per our report of even date attached

For SUNDARESHA & ASSOCIATES
Chartered Accountants
(Firm Registration No.008012S)



CMR INSTITUTE OF TECHNOLOGY

INCOME AND EXPENDITURE ACCOUNT FOR THE YEAR ENDED 31ST MARCH 2017

| Previous Year | Expenditure | Sch No. | Amount Rs. | Previous Year | Income | Sch No. | Amount Rs. |
|---------------------|--|---------|---------------------|---------------------|-----------------------|---------|---------------------|
| 14,51,76,542 | Employee Cost | 6 | 15,69,22,745 | 38,66,67,212 | Fee Income | | 42,41,45,383 |
| 4,60,66,364 | Board & University Expenses | 7 | 5,30,37,849 | 38,95,360 | Other Income | 12 | 39,21,587 |
| 50,73,317 | Students Welfare Expenses | 8 | 44,23,448 | | | | |
| 1,28,87,853 | Administrative Charges | 9 | 2,08,43,522 | 1,49,001 | Bank Interest | | 88,042 |
| 1,40,86,470 | Repairs & Maintenance | 10 | 1,07,59,347 | 4,34,417 | Grant From University | | 82,993 |
| 17,98,718 | Other Expenses | 11 | 24,31,488 | | | | |
| 4,32,00,904 | Depreciation | 3 | 3,83,15,193 | | | | |
| 12,28,55,823 | Excess of Income over Expenditure for the year | | 14,15,04,415 | | | | |
| <u>39,11,45,990</u> | Total | | <u>42,82,38,005</u> | <u>39,11,45,990</u> | Total | | <u>42,82,38,005</u> |

For CMR INSTITUTE OF TECHNOLOGY

Sachin Jay

President

Place: Bangalore

Date : 30.08.2017

As per our report of even date attached

For SUNDARESHA & ASSOCIATES
Chartered Accountants
(Firm Registration No.008012S)



CMR INSTITUTE OF TECHNOLOGY

SCHEDULES ANNEXED TO AND FORMING PART OF BALANCE SHEET
AS AT 31ST MARCH 2016 AND INCOME & EXPENDITURE ACCOUNT
FOR THE YEAR ENDED ON THAT DATE

| Sch No. | Particulars | Amount Rs. | Previous Year |
|------------|-----------------------------------|---------------|------------------|
| 1 | <u>CMR JNANADHARA TRUST</u> | | |
| | Opening Balance as on 01.04.2016 | 34,00,97,706 | 37,25,41,884 |
| | Add: Receipt during the year | 13,11,49,465 | 10,97,00,000 |
| | Excess of income over expenditure | 14,15,04,415 | 12,28,55,823 |
| | | <hr/> | <hr/> |
| | | 61,27,51,586 | 60,50,97,706 |
| | Less: Remittance during the year | 29,78,75,057 | 26,50,00,000 |
| | | <hr/> | <hr/> |
| | Balance as on 31.03.2017 | 31,48,76,529 | 34,00,97,706 |


Saha



CMR INSTITUTE OF TECHNOLOGY

| Sch No. | Particulars | Amount Rs. | Previous Year |
|---------|---|-------------|---------------|
| 2 | <u>CURRENT LIABILITIES</u> | 12,00,000 | 1,20,000 |
| | Advance for Admissions | 18,20,706 | 15,10,026 |
| | Scholarship | - | 1,00,000 |
| | Canteen Deposit | 2,40,000 | - |
| | Security Deposit | 1,97,000 | 1,97,000 |
| | Grant - Internet Working Wifi - Cap Inv | | |
| | <u>Grant - VGST</u> | | |
| | Opening Balance | 4,00,447 | |
| | Add : Received during the year | 5,910 | |
| | Less: Amount Spent during the year | (4,06,357) | |
| | Balance in hand | - | 4,00,447 |
| | <u>Grant - DST Nanomission F-Nose</u> | | |
| | Opening Balance | - | |
| | Received during the year | 30,70,000 | |
| | Less: Amount Spent during the year | (2,95,655) | |
| | Balance in hand | 27,74,345 | - |
| | <u>Grant - DST Nanomission Project</u> | | |
| | Opening Balance | 29,33,225 | |
| | Received during the year | 3,70,477 | |
| | Less: Amount Spent during the year | (32,26,288) | |
| | Balance in hand | 77,414 | 29,33,225 |
| | <u>Grant - WMN Broadband on Powerline</u> | | |
| | Opening Balance | 3,04,000 | |
| | Balance in hand | 3,04,000 | 3,04,000 |
| | <u>ISQUARED Project</u> | | |
| | Opening Balance | - | |
| | Received during the year | 3,83,500 | |
| | Less: Amount Spent during the year | (2,64,905) | |
| | Balance in hand | 1,18,595 | 1,18,595 |
| | <u>Grant - DST YSS</u> | | |
| | Opening Balance | 20,60,408 | |
| | Received during the year | 13,10,305 | |
| | Less: Amount Spent during the year | (29,41,158) | |
| | Balance in hand | 4,29,555 | 20,60,408 |
| | | 71,61,615 | 76,25,106 |

Sd/- by:



CMR INSTITUTE OF TECHNOLOGY

SCHEDULE - 3

SCHEDULE TO FIXED ASSETS AS AT 31ST MARCH 2017

| Particulars | W.D.V. as on 01.04.16 | Additions | | Total | Rate of Deprn | Deprn for the year | W.D.V as on 31.03.2017 |
|---------------------------------------|-----------------------------|--------------------|------------------|---------------------|---------------------|--------------------------|------------------------------|
| | | Before 30.09.16 | After 1.10.16 | | | | |
| Land scape | 1,48,85,819 | - | - | 1,48,85,819 | - | - | 1,48,85,819 |
| Building | 22,51,00,233 | 2,94,425 | - | 22,53,94,658 | 10% | 2,25,39,466 | 20,28,55,192 |
| Building - Auditorium | 1,92,40,239 | - | - | 1,92,40,239 | 10% | 19,24,024 | 1,73,16,215 |
| Furniture & Fixtures | 2,62,66,022 | 1,81,444 | 6,47,935 | 2,70,95,401 | 10% | 26,77,143 | 2,44,18,258 |
| Plant & Machinery | 4,73,25,996 | 28,58,447 | 32,01,284 | 5,33,85,727 | 15% | 77,67,763 | 4,56,17,964 |
| Computers | 35,42,210 | 8,86,200 | 2,43,675 | 46,72,085 | 60% | 27,30,149 | 19,41,936 |
| Books | 36,68,547 | 6,16,288 | 4,52,298 | 47,37,133 | 15% | 6,76,648 | 40,60,485 |
| <u>Capital Work In Progress</u> | | | | | | | |
| Intangible asset under development | 47,00,000 | 9,00,000 | 13,00,000 | 69,00,000 | - | - | 69,00,000 |
| Total | 34,47,29,066 | 57,36,804 | 58,45,192 | 35,63,11,062 | | 3,83,15,193 | 31,79,95,869 |

Sabitra Waj:



CMR INSTITUTE OF TECHNOLOGY

| Sch No. | Particulars | Amount Rs. | Previous Year |
|---------|--|---------------------|---------------------|
| 4 | <u>CASH AT BANK</u> | | |
| | BOI A/c No.843410110003989 | 38,960 | 1,54,071 |
| | BOI A/c Cmrit Research - 4815 | 7,316 | 7,030 |
| | BOI A/C NO.535 Fest | 65,067 | 66,345 |
| | BOI A/c No.536 Scholarship - AECS | 17,50,484 | 14,95,710 |
| | BOI A/c No.843410110003987 | 53,619 | 71,718 |
| | BOI A/c No.843410110003988 | 69,729 | 88,712 |
| | BOI A/c No.843410110003990 | 1,25,215 | 10,918 |
| | BOI A/c No.843410110003991 | 80,597 | 9,31,037 |
| | BOI A/c No.843410110006051 | 37,452 | 1,399 |
| | BOI A/c No.843410110007547 | 5,88,941 | 5,65,899 |
| | BOI A/c No.843410110011532 | 37,066 | 32,504 |
| | Boi A/c No.843410110011533 | 3,503 | 27,442 |
| | BOI A/c No.843410210000003 | 75,149 | 23,865 |
| | BOI A/c No.843410210000004 | 1,863 | 2,263 |
| | BOI A/c No.843410110012236 | 71,414 | 29,33,225 |
| | BOI A/c No.843410110012921 | - | 4,06,444 |
| | BOI A/c No.843410110012968 | 2,26,943 | 11,91,216 |
| | Boi A/c No.843410110013041 | 2,24,810 | - |
| | BOI A/c No.843420110000368 | 27,74,230 | - |
| | Boi A/c No.843420110000382 | 90,865 | - |
| | Boi A/c No.843420110000367 | 32,718 | - |
| | | <u>63,55,941</u> | <u>80,09,798</u> |
| 5 | <u>LOANS & ADVANCES</u> | | |
| | Electricity Deposit | 1,54,990 | 1,52,000 |
| | Gas Deposit | 15,000 | 15,000 |
| | Telephone Deposit | 4,000 | 4,000 |
| | Tax Deducted at Source | - | 69,463 |
| | Robotics workshop-dept mech ✓ | 30,036 | 30,036 |
| | Security Deposit - Mats Fuel Park | 50,000 | 50,000 |
| | Salary Advance | 82,000 | 56,000 |
| | Water Supply Advance | 1,90,000 | 1,50,000 |
| | Advance Towards Purchase Of Asset | 51,000 | 51,000 |
| | Advance Payment | 1,21,000 | - |
| | Stanford University-Students Sponsorship Fee | 2,70,000 | - |
| | Others | 16,170 | - |
| | | <u>9,84,196</u> | <u>5,77,499</u> |
| 6 | <u>Employee Cost</u> | | |
| | Salary | 15,34,82,195 | 14,19,42,003 |
| | Visiting faculty Payment | 14,27,500 | 13,49,400 |
| | EPF Payment | 16,46,682 | 16,51,367 |
| | ESI Payment | 3,66,368 | 2,33,772 |
| | | <u>15,69,22,745</u> | <u>14,51,76,542</u> |


Sunder Singh



CMR INSTITUTE OF TECHNOLOGY

| Sch No. | Particulars | Amount Rs. | Amount Rs. |
|---------|---|--------------------|--------------------|
| 7 | <u>BOARD & UNIVERSITY EXPENSES</u> | | |
| | AICTE | 7,00,000 | 4,50,000 |
| | Membership & Subscription | 6,15,219 | 3,91,492 |
| | Value Added Programme | 3,26,40,750 | 2,58,56,250 |
| | Remittance Of fee to VTU Belgaum | 1,79,15,005 | 1,79,58,652 |
| | Comed K Councelling Charges | 1,03,250 | 55,230 |
| | NAAC - Accreditation | 28,625 | 3,43,500 |
| | NBA Accreditation | 10,35,000 | 10,11,240 |
| | | <u>5,30,37,849</u> | <u>4,60,66,364</u> |
| 8 | <u>STUDENTS WELFARE EXPENSES</u> | | |
| | Fest Expenses | 13,35,699 | 17,94,002 |
| | ID Card Expenses | 1,44,302 | 1,22,620 |
| | Function & Other Activity | 23,40,245 | 18,54,159 |
| | Prize and Scholarship | 6,03,202 | 5,24,550 |
| | Art Camp | - | 7,77,986 |
| | | <u>44,23,448</u> | <u>50,73,317</u> |
| 9 | <u>ADMINISTRATION EXPENSES</u> | | |
| | Communication and Courier charges | 33,44,606 | 15,16,514 |
| | Electricity Charges | 64,86,675 | 52,48,371 |
| | Printing & Stationery | 40,20,642 | 34,93,650 |
| | Conveyance Expenses | 3,26,969 | 3,59,129 |
| | News Paper & Periodicals | 29,332 | 24,972 |
| | Advertisement | 8,07,412 | 5,43,085 |
| | Staff Welfare Expenses | 1,73,000 | 5,61,542 |
| | State Teachers Welfare Fund | 2,08,600 | 2,04,700 |
| | Promotional Expenses | 24,94,581 | - |
| | Professional Charges | 29,51,705 | 9,35,890 |
| | | <u>2,08,43,522</u> | <u>1,28,87,853</u> |

Sachin W.



CMR INSTITUTE OF TECHNOLOGY

| Sch No. | Particulars | Amount Rs. | Previous Year |
|---------|----------------------------------|--------------------|--------------------|
| 10 | <u>REPAIRS & MAINTENANCE</u> | | |
| | Institute Maintenance Expenses | 20,58,027 | 18,47,131 |
| | Electricitcal Maintenance | 11,53,502 | 13,72,089 |
| | House Keeping Expenses | 8,95,620 | 4,44,265 |
| | Lab Maintenance | 19,31,257 | 13,19,542 |
| | Computer Maintenance | 5,26,247 | 2,99,337 |
| | Generator Maintenance | 3,68,604 | 5,65,637 |
| | Other Repairs & Maintenance | 24,07,393 | 67,72,186 |
| | Annual Mainteneance Charges | 13,84,597 | 12,20,079 |
| | Network - Support Charges | - | 37,454 |
| | Garden Maintenance Expenses | 34,100 | 2,08,750 |
| | | <u>1,07,59,347</u> | <u>1,40,86,470</u> |
| 11 | <u>OTHER EXPENSES</u> | | |
| | Hononarium | 89,500 | 4,75,000 |
| | Bank Charges | 47,447 | 21,418 |
| | Donation | 10,000 | - |
| | Consultation Charges | 21,76,541 | 13,02,300 |
| | Karnataka State Pollution Board | 1,08,000 | - |
| | | <u>24,31,488</u> | <u>17,98,718</u> |
| 12 | <u>OTHER INCOME</u> | | |
| | Fines recovered | 3,60,017 | 5,16,847 |
| | Photo copying charges | 1,65,060 | 2,15,600 |
| | Fest Account | 11,51,800 | 12,50,015 |
| | Other Income | 22,44,710 | 19,12,898 |
| | | <u>39,21,587</u> | <u>39,36,201</u> |

Sd/-

